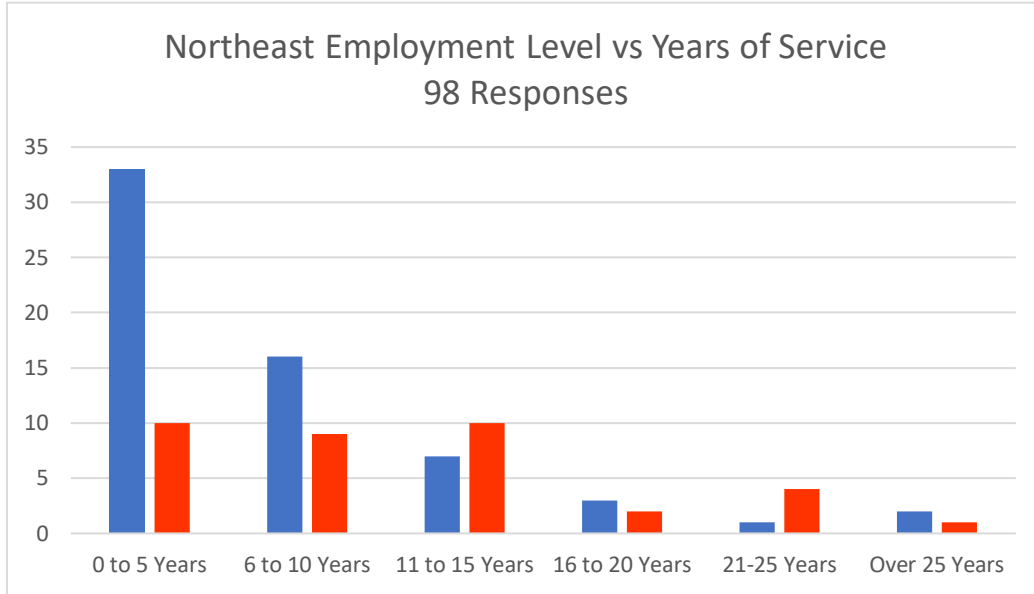
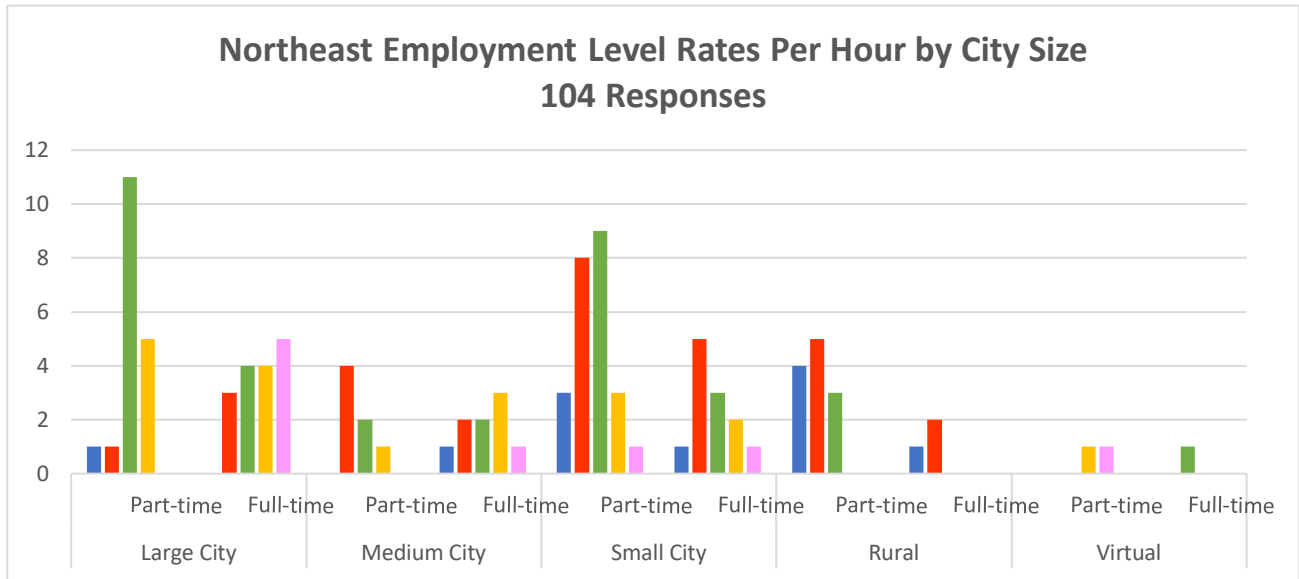


Northeast DMM Survey Responses

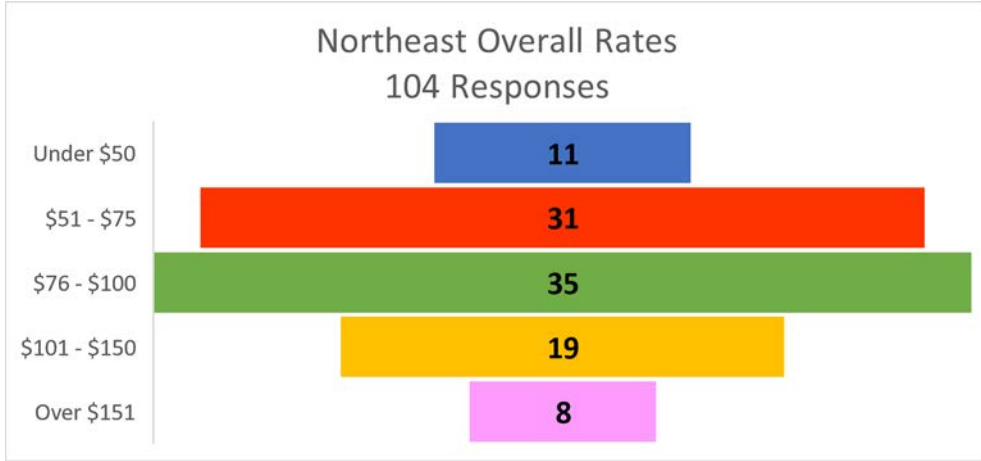


	0 to 5 Years	6 to 10 Years	11 to 15 Years	16 to 20 Years	21-25 Years	Over 25 Years	Total
Part-time	33	16	7	3	1	2	62
Full-time	10	9	10	2	4	1	36

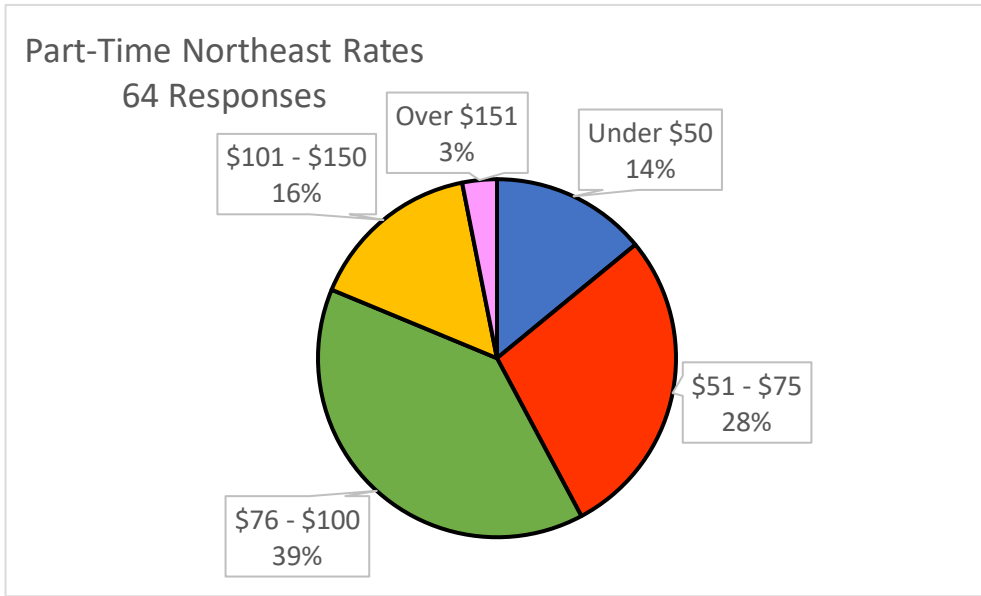


Client City Size	Large City		Medium City		Small City		Rural		Virtual		Total
Employment Level	Part	Full	Part	Full	Part	Full	Part	Full	Part	Full	
Under \$50	1	0	0	1	3	1	4	1	0	0	11
\$51 - \$75	1	3	4	2	8	5	5	2	0	0	30
\$76 - \$100	11	4	2	2	9	3	3	0	0	1	35
\$101 - \$150	5	4	1	3	3	2	0	0	1	0	19
Over \$151	0	5	0	1	1	1	0	0	1	0	9

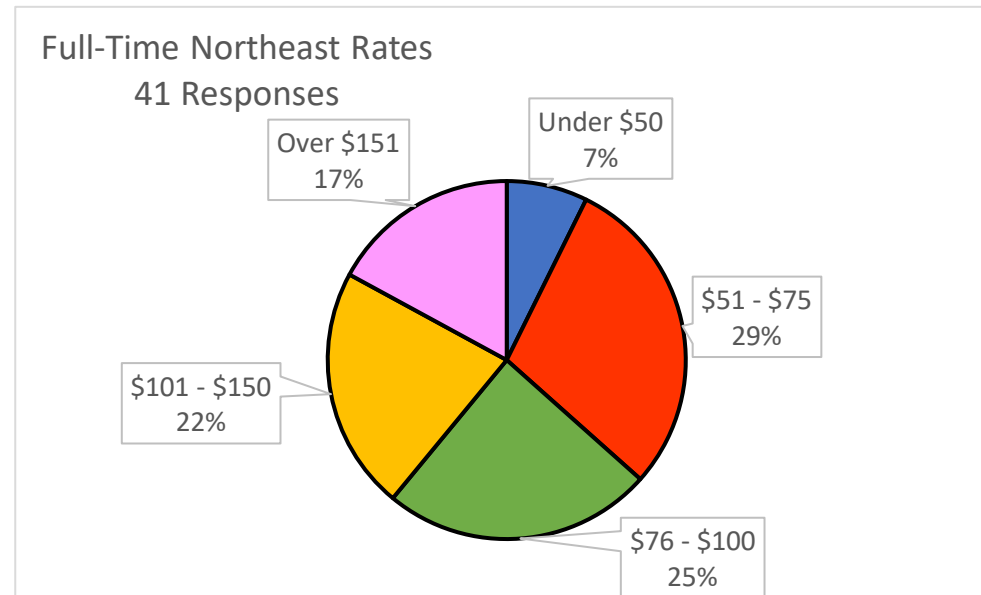
Northeast DMM Survey Responses



Rates	Responses
Under \$50	11
\$51 - \$75	31
\$76 - \$100	35
\$101 - \$150	19
Over \$151	8



Part-Time Rates	Responses
Under \$50	9
\$51 - \$75	18
\$76 - \$100	25
\$101 - \$150	10
Over \$151	2



Full-Time Rates	Responses
Under \$50	3
\$51 - \$75	12
\$76 - \$100	10
\$101 - \$150	9
Over \$151	7