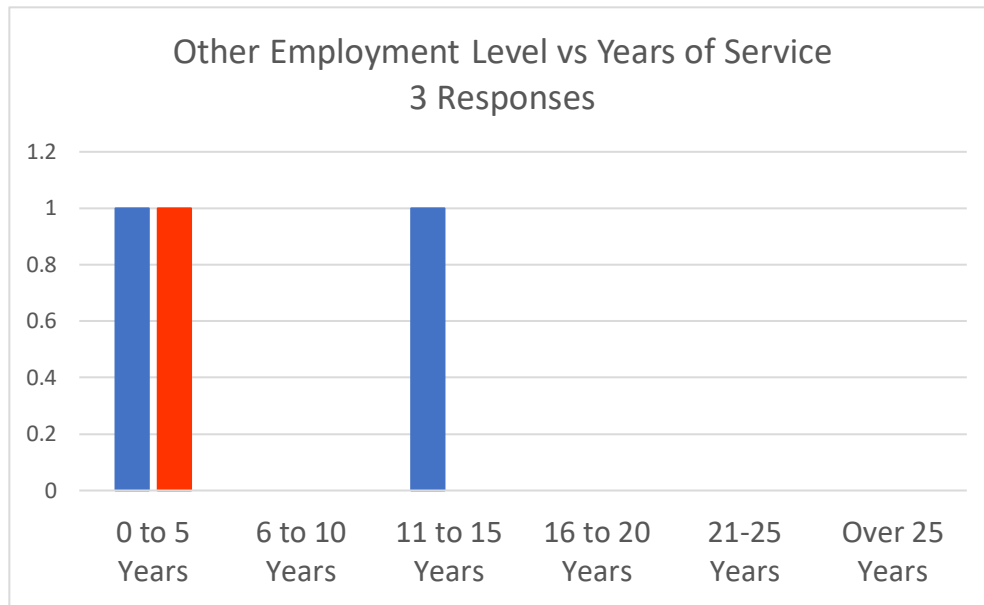
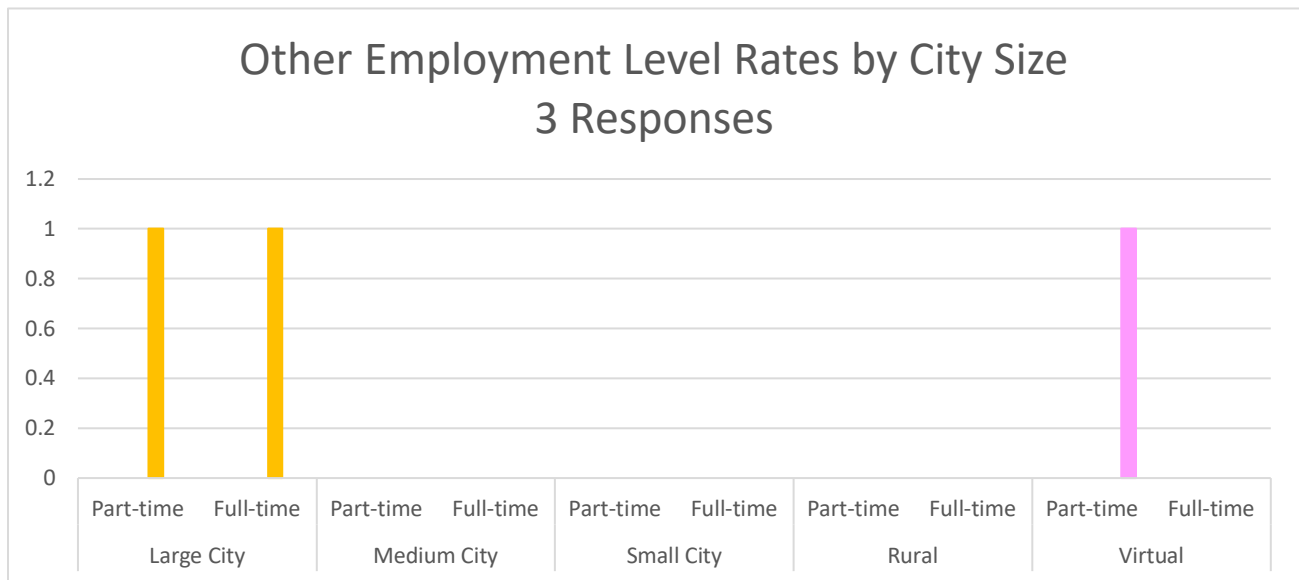


## Other (serve clients outside the US regions) DMM Survey Responses

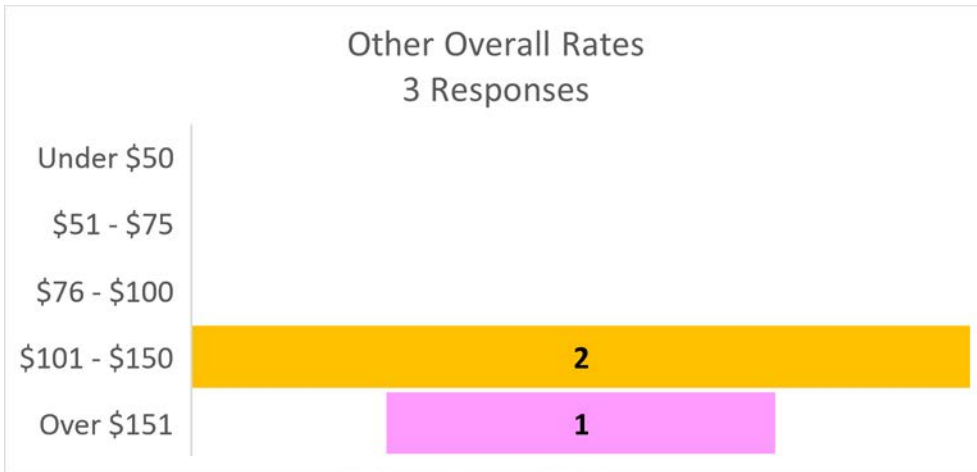


	0 to 5 Years	6 to 10 Years	11 to 15 Years	16 to 20 Years	21-25 Years	Over 25 Years	Total
Part-time	1	0	1	0	0	0	2
Full-time	1	0	0	0	0	0	1

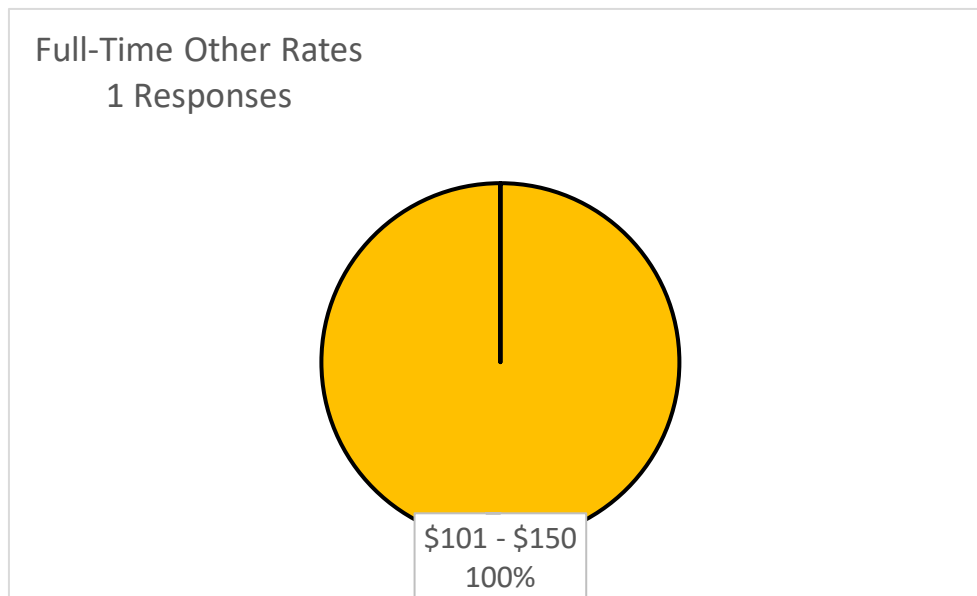


Client City Size	Large City		Medium City		Small City		Rural		Virtual		Total
Employment Level	Part	Full	Part	Full	Part	Full	Part	Full	Part	Full	
Under \$50	0	0	0	0	0	0	0	0	0	0	0
\$51 - \$75	0	0	0	0	0	0	0	0	0	0	0
\$76 - \$100	0	0	0	0	0	0	0	0	0	0	0
\$101 - \$150	1	1	0	0	0	0	0	0	0	0	2
Over \$151	0	0	0	0	0	0	0	0	1	0	1

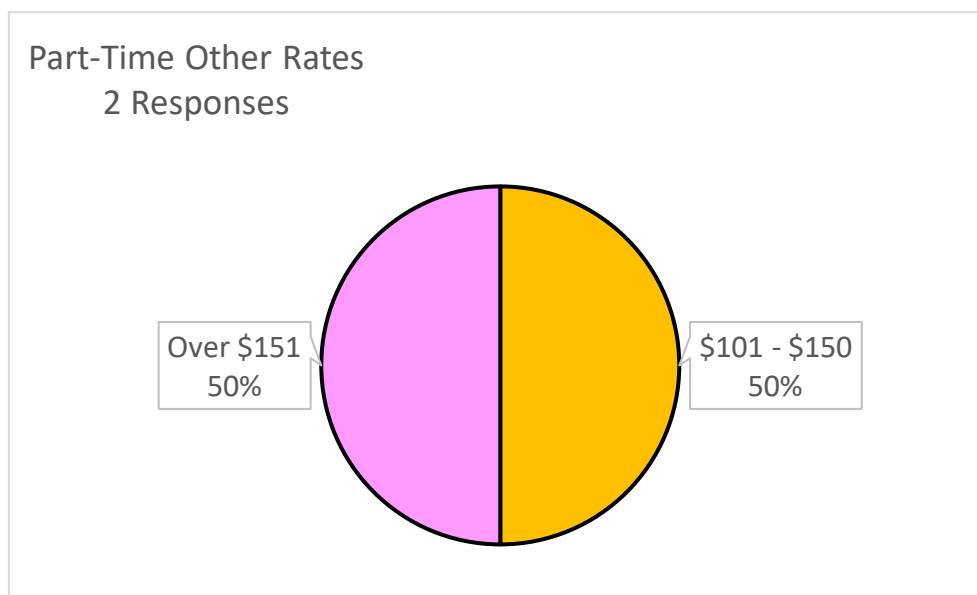
## Other (serve clients outside the US regions) DMM Survey Responses



Rates	Responses
Under \$50	0
\$51 - \$75	0
\$76 - \$100	0
\$101 - \$150	2
Over \$151	1



Part-Time Rates	Responses
Under \$50	0
\$51 - \$75	0
\$76 - \$100	0
\$101 - \$150	1
Over \$151	0



Full-Time Rates	Responses
Under \$50	0
\$51 - \$75	0
\$76 - \$100	0
\$101 - \$150	1
Over \$151	1