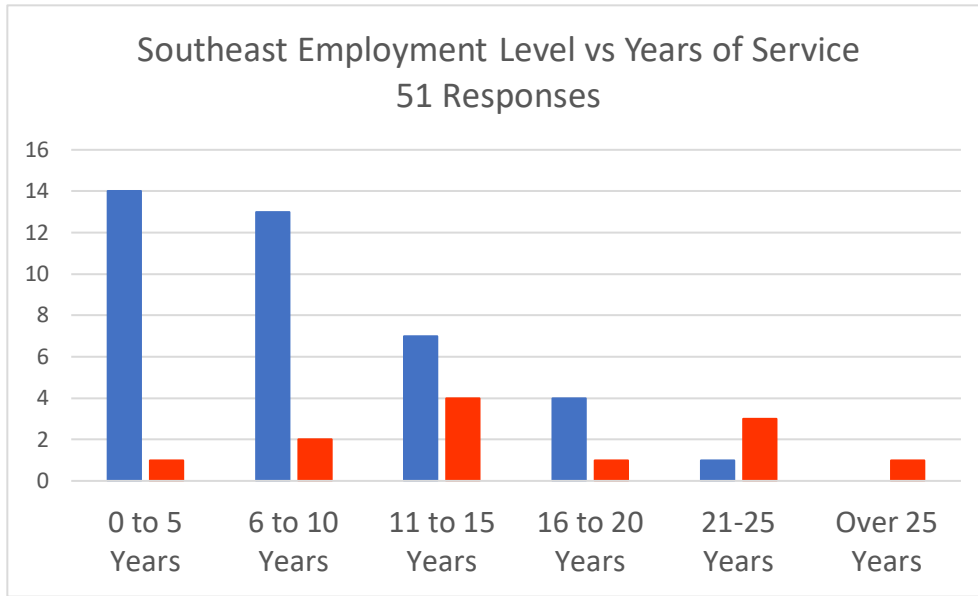
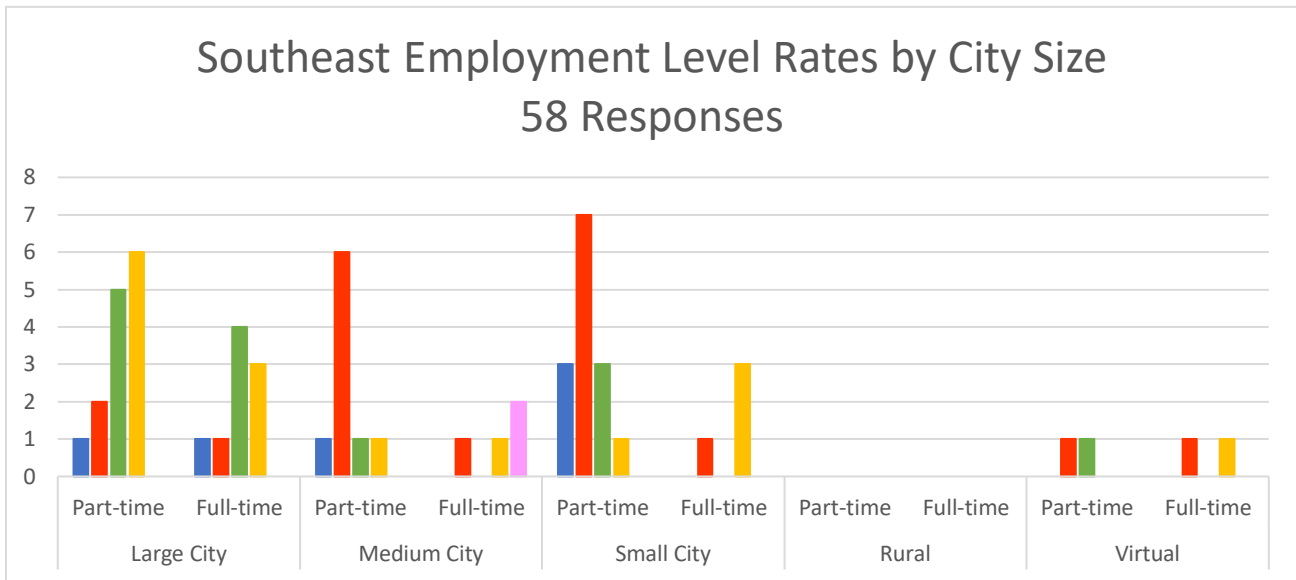


Southeast DMM Survey Responses

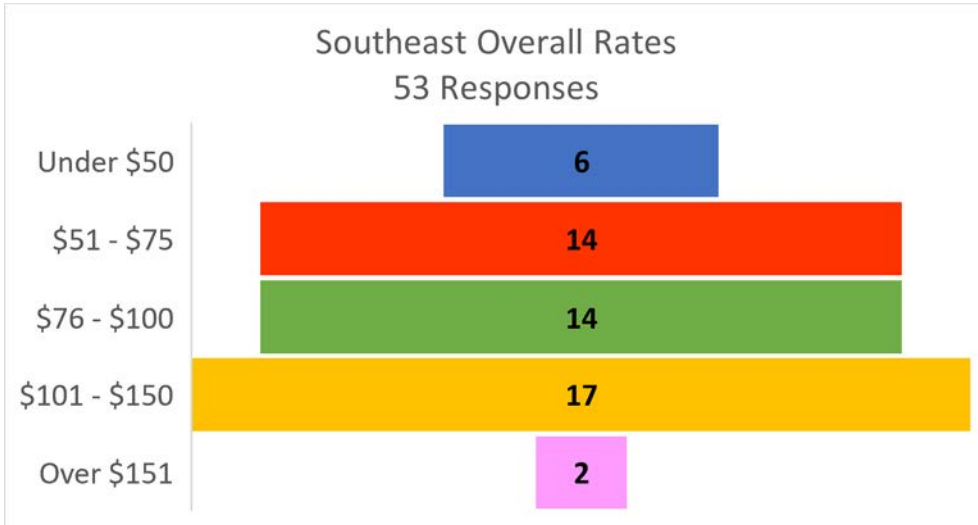


	0 to 5 Years	6 to 10 Years	11 to 15 Years	16 to 20 Years	21-25 Years	Over 25 Years	Total
Part-time	14	13	7	4	1	0	39
Full-time	1	2	4	1	3	1	12

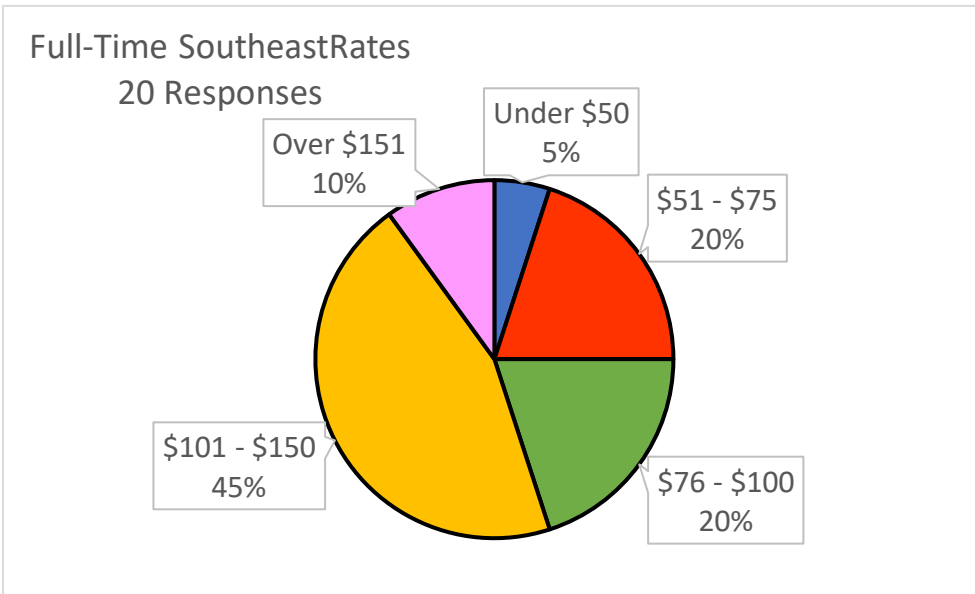


Client City Size	Large City		Medium City		Small City		Rural		Virtual		Total
Employment Level	Part	Full	Part	Full	Part	Full	Part	Full	Part	Full	
Under \$50	1	1	1	0	3	0	0	0	0	0	6
\$51 - \$75	2	1	6	1	7	1	0	0	1	1	20
\$76 - \$100	5	4	1	0	3	0	0	0	1	0	14
\$101 - \$150	6	3	1	1	1	3	0	0	0	1	16
Over \$151	0	0	0	2	0	0	0	0	0	0	2

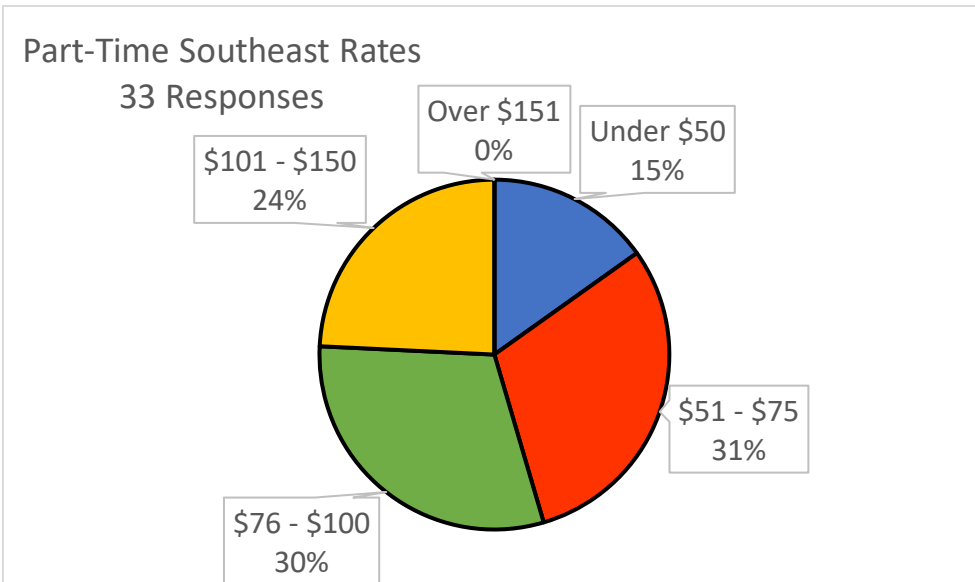
Southeast DMM Survey Responses



Rates	Responses
Under \$50	6
\$51 - \$75	14
\$76 - \$100	14
\$101 - \$150	17
Over \$151	2



Part-Time Rates	Responses
Under \$50	1
\$51 - \$75	4
\$76 - \$100	4
\$101 - \$150	9
Over \$151	2



Full-Time Rates	Responses
Under \$50	5
\$51 - \$75	10
\$76 - \$100	10
\$101 - \$150	9
Over \$151	0