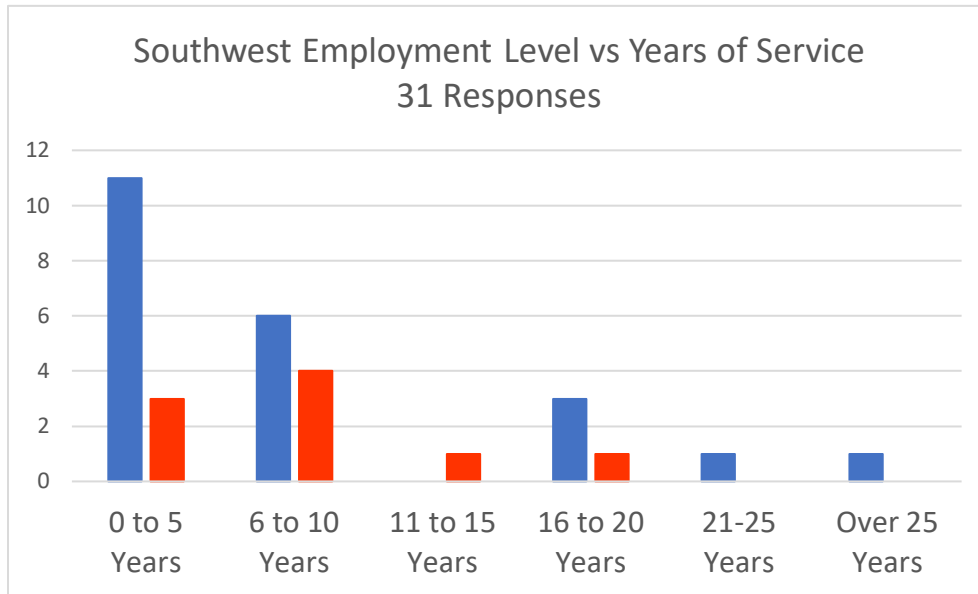
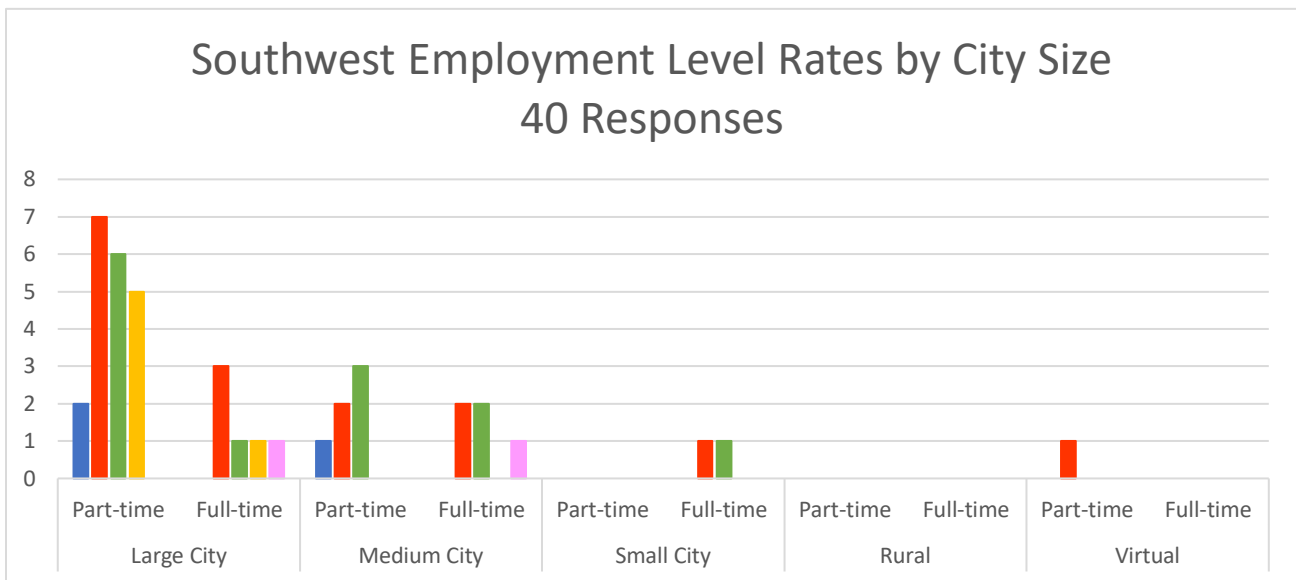


Southwest DMM Survey Responses

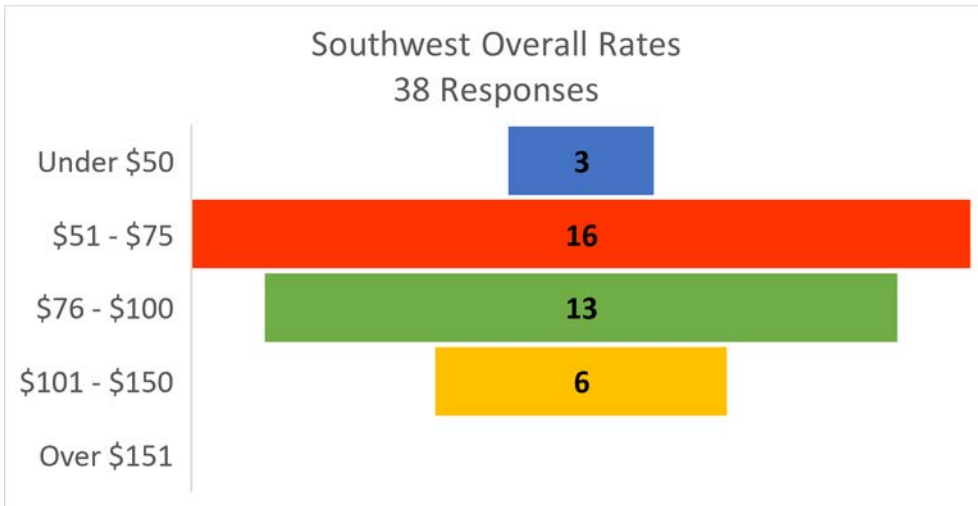


	0 to 5 Years	6 to 10 Years	11 to 15 Years	16 to 20 Years	21-25 Years	Over 25 Years	Total
Part-time	11	6	0	3	1	1	22
Full-time	3	4	1	1	0	0	9

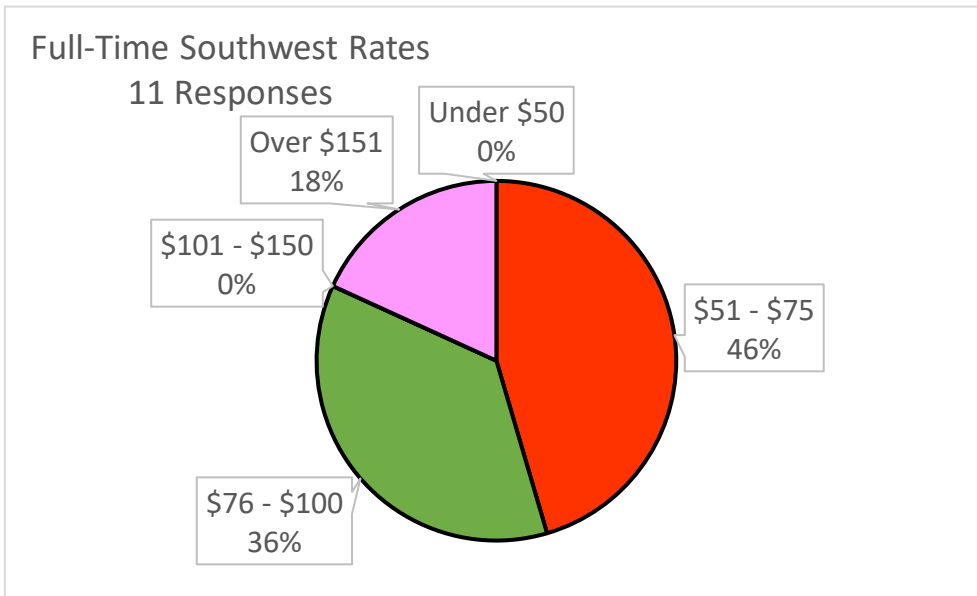


Client City Size	Large City		Medium City		Small City		Rural		Virtual		Total
Employment Level	Part	Full	Part	Full	Part	Full	Part	Full	Part	Full	
Under \$50	2	0	1	0	0	0	0	0	0	0	3
\$51 - \$75	7	3	2	2	0	1	0	0	1	0	16
\$76 - \$100	6	1	3	2	0	1	0	0	0	0	13
\$101 - \$150	5	1	0	0	0	0	0	0	0	0	6
Over \$151	0	1	0	1	0	0	0	0	0	0	2

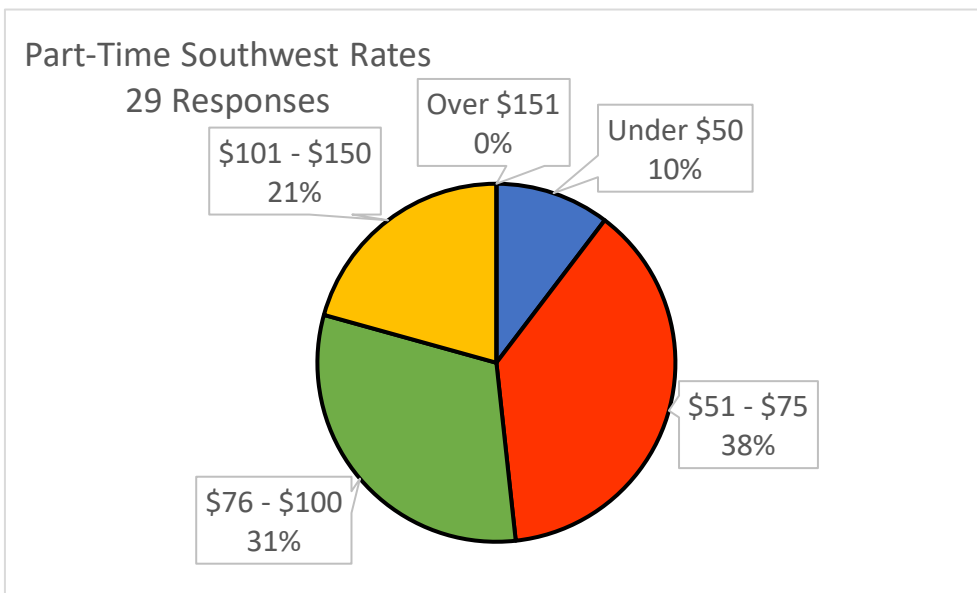
Southwest DMM Survey Responses



Rates	Responses
Under \$50	3
\$51 - \$75	16
\$76 - \$100	13
\$101 - \$150	6
Over \$151	0



Part-Time Rates	Responses
Under \$50	0
\$51 - \$75	5
\$76 - \$100	4
\$101 - \$150	0
Over \$151	2



Full-Time Rates	Responses
Under \$50	3
\$51 - \$75	11
\$76 - \$100	9
\$101 - \$150	6
Over \$151	0